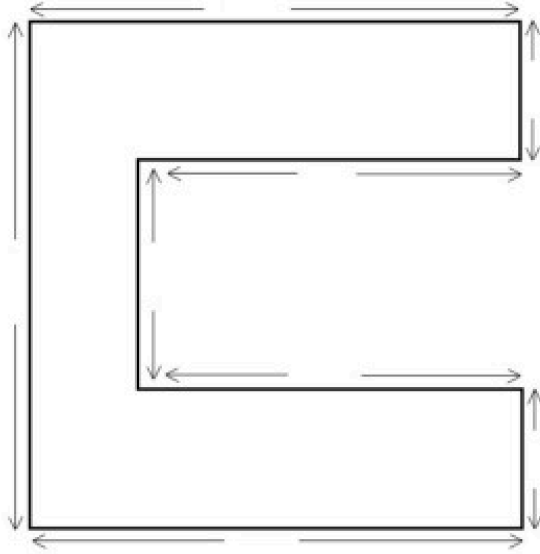


Instructions:

1. Choose the kitchen shape(s) that best depicts your countertops.
2. Measure the full length of the countertop from wall to wall, or wall to end, or end to end.
3. Indicate the locations of
 - Wall "W"
 - Backsplash "BS"
 - Finished Edge "X"

1. "U" Shape

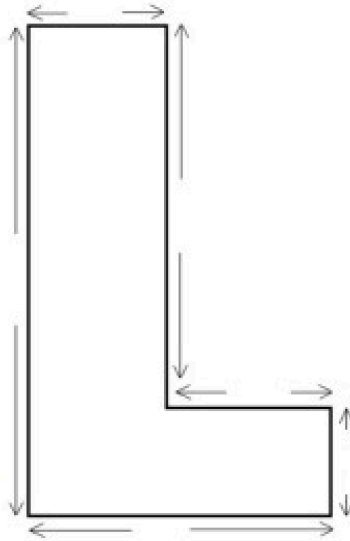


Tile Backsplash
 -or-
 4" Granite Backsplash
 If 4" Granite Backsplash, how many feet/inches? _____

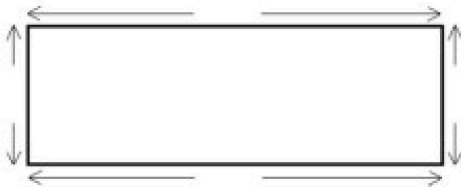
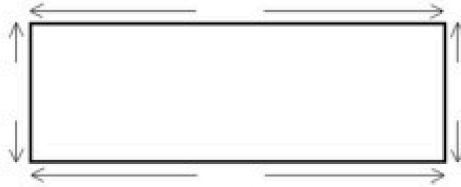
Feet _____ Inches _____

Yes No
 Raised Bar?
 Depth / Width of Raised Bar _____
 Depth _____ Width _____

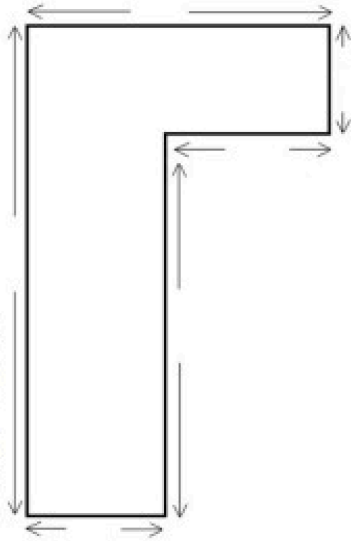
2. Left "L" Shape




4. Galley



3. Right "L" Shape



5. Island



6. Custom

